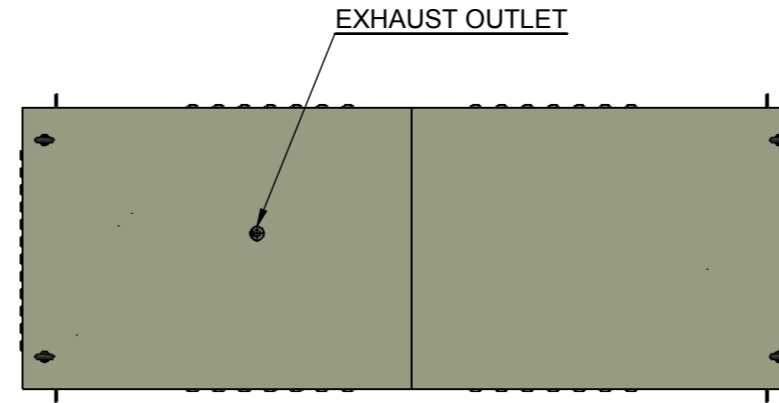


IF IN DOUBT - ASK

DO NOT SCALE

ALL DIMENSIONS ARE IN MILLIMETRES

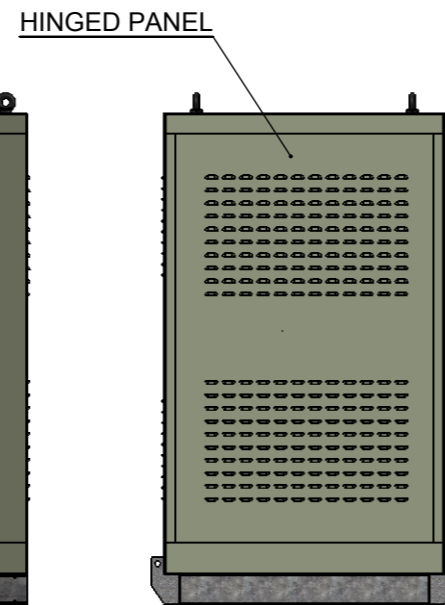
SHEET SIZE
A3



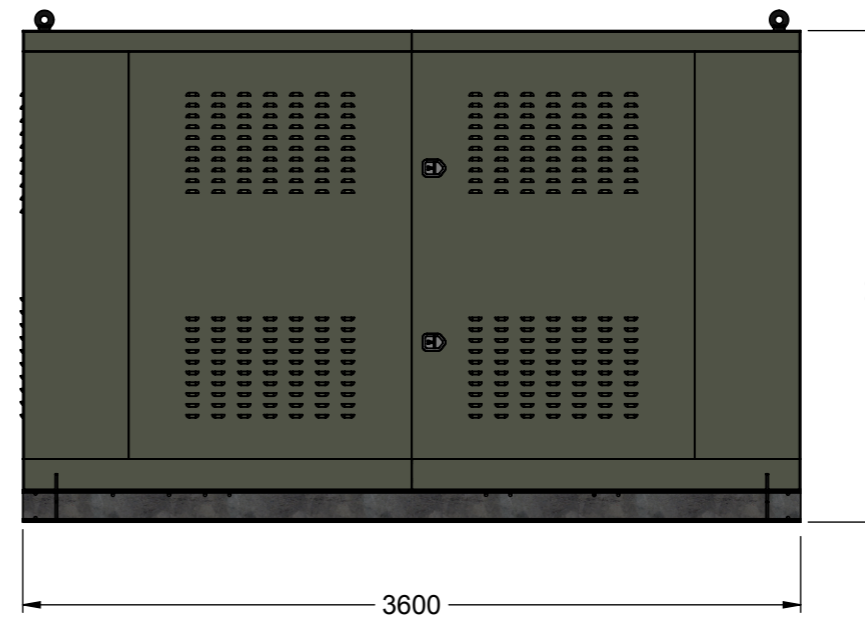
TOP VIEW



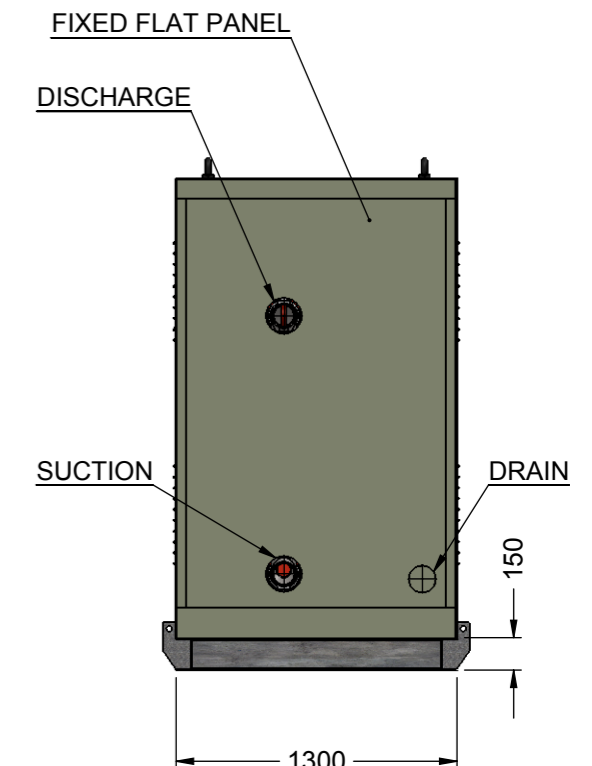
BACK VIEW



LEFT SIDE VIEW



FRONT VIEW



RIGHT SIDE VIEW

RESTRICTED CONFIDENTIAL DOCUMENT
 THIS DRAWING AND ALL INFORMATION SHOWN HEREON ARE THE EXCLUSIVE PROPERTY OF ALINE PUMPS AND ARE SUBMITTED ONLY ON A CONFIDENTIAL BASIS. THE RECIPIENT AGREES NOT TO REPRODUCE THE DRAWING, TO RETURN IT UPON REQUEST, AND THAT NO DISCLOSURE OF THE DRAWING OR THE INFORMATION SHOWN HEREON WILL BE MADE TO A THIRD PARTY WITHOUT PRIOR WRITTEN CONSENT FROM ALINE PUMPS.

TITLE:		FIRE PUMP ENCLOSURE									
MODEL:		ENC3.6x1.3x2.1 PREPACKAGED PUMP SET									
TYPICAL DIMENSIONS, CONFIRM WITH CONSTRUCTION											
THIRD ANGLE PROJECTION		SCALE	DRAWN	CHECKED	APPROVED	DATE	SHEET No.	ISSUE	CLIENT:		
		1:35	SYN			12.03.18	1 OF 1	A1			

